

Triple-Balanced Mixer

MY52/MY52C

V3

Features

- LO 2 TO 24 GHz
- RF 2 TO 24 GHz
- IF 0.1 TO 5 GHz
- LO DRIVE: +10 dBm (NOMINAL)
- HIGH COMPRESSION POINT
- VERY WIDE BANDWIDTH


Description

MY52 is a triple balanced mixer, designed for use in military, commercial and test equipment applications. The design utilizes Schottky ring quad diodes and broadband soft dielectric baluns to attain excellent performance. The use of high temperature solder assembly processes used internally makes it ideal for use in manual, semi-automated assembly. Environmental screening available to MIL-STD-883, MIL-STD-202 or MIL-DTL-28837, consult factory.

Ordering Information

Part Number	Package
MY52	Versapac
MY52C	SMA Connectorized

Product Image



Electrical Specifications: $Z_0 = 50\Omega$ $Lo = +10$ dBm (Downconverter Application only)

Parameter	Test Conditions	Units	Typical	Guaranteed	
				+25°C	-54° to +85°C
SSB Conversion Loss (max) & SSB Noise Figure (max)	$f_R = 8$ to 18 GHz, $f_L = 8$ to 18 GHz, $f_I = 0.1$ to 4 GHz	dB	7.5	9.5	10.0
	$f_R = 2$ to 8 GHz, $f_L = 2$ to 8 GHz, $f_I = 1$ to 4 GHz	dB	8.0	10.0	10.5
	$f_R = 2$ to 18 GHz, $f_L = 2$ to 18 GHz, $f_I = 0.1$ to 5 GHz	dB	8.5	10.5	11.0
	$f_R = 18$ to 24 GHz, $f_L = 13$ to 24 GHz, $f_I = 0.1$ to 5 GHz	dB	9.5	12.5	13.0
Isolation, L to R (min)	$f_L = 2$ to 24 GHz	dB	18	15	13
	$f_L = 4$ to 19 GHz	dB	25	20	18
Isolation, L to I (min)	$f_L = 2$ to 20 GHz	dB	30	22	20
	$f_L = 20$ to 24 GHz	dB	20	15	13
1 dB Conversion Comp.	$f_L = +10$ dBm	dBm	+5		
Input IP3	$f_{R1} = 3.75$ GHz at -6 dBm, $f_{R2} = 3.76$ GHz at -6 dBm, $f_L = 4$ GHz at +10 dBm	dBm	+16		
	$f_{R1} = 13$ GHz at -6 dBm, $f_{R2} = 13.01$ GHz at -6 dBm, $f_L = 11$ GHz at +10 dBm	dBm	+16		
	$f_{R1} = 20$ GHz at -6 dBm, $f_{R2} = 20.01$ GHz at -6 dBm, $f_L = 24$ GHz at +10 dBm	dBm	+13		

1

M/A-COM Inc. and its affiliates reserve the right to make changes to the product(s) or information contained herein without notice. M/A-COM makes no warranty, representation or guarantee regarding the suitability of its products for any particular purpose, nor does M/A-COM assume any liability whatsoever arising out of the use or application of any product(s) or information.

• **North America** Tel: 800.366.2266 / Fax: 978.366.2266
 • **Europe** Tel: 44.1908.574.200 / Fax: 44.1908.574.300
 • **Asia/Pacific** Tel: 81.44.844.8296 / Fax: 81.44.844.8298

Visit www.macom.com for additional data sheets and product information.

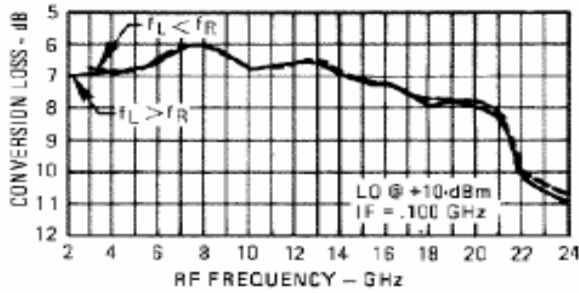
Triple-Balanced Mixer

MY52/MY52C

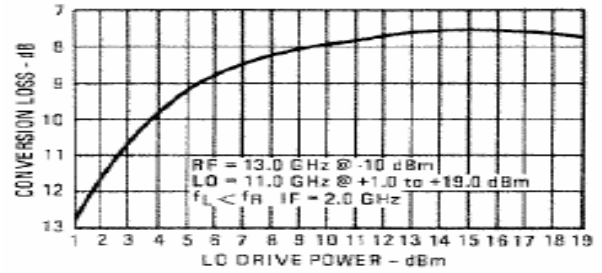
V3

Typical Performance Curves

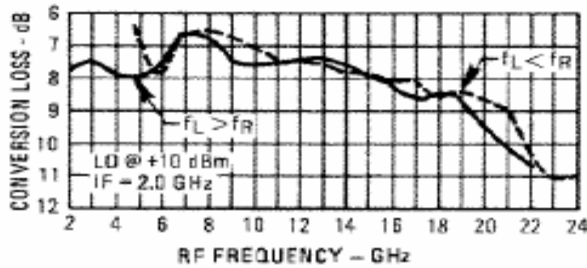
Conversion Loss vs. Frequency



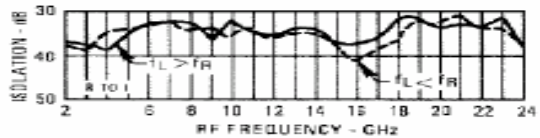
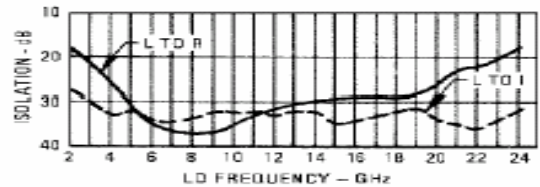
Drive Level



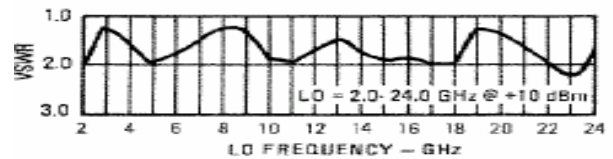
Conversion Loss vs. Frequency



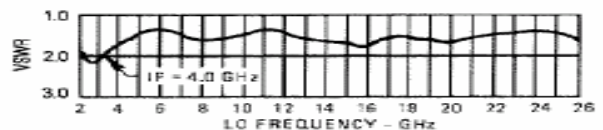
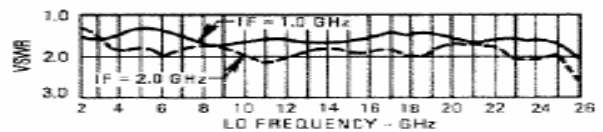
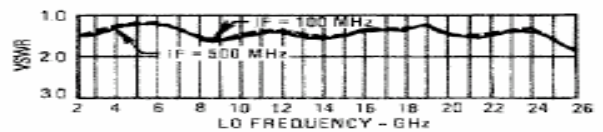
Isolation vs. Frequency



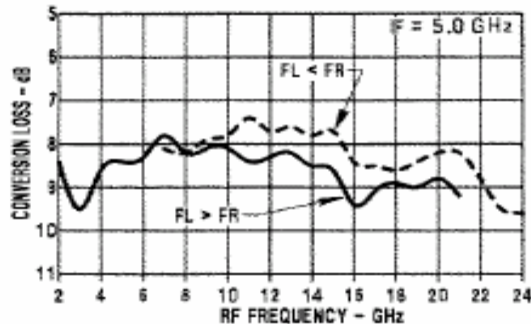
L-Port VSWR



I-Port VSWR



Conversion Loss vs. Frequency



Triple-Balanced Mixer

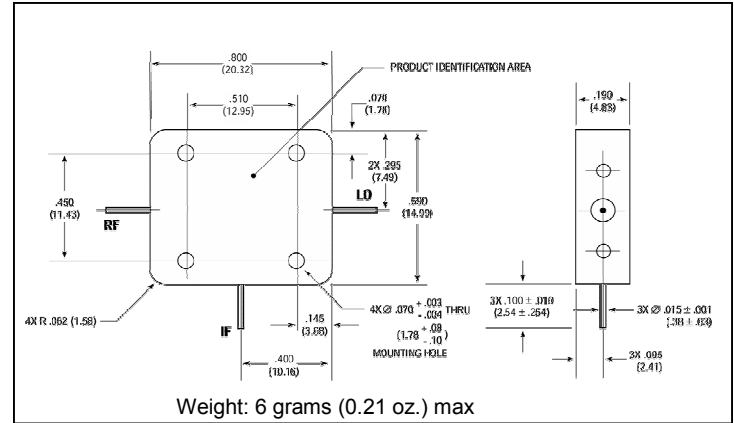
MY52/MY52C

V3

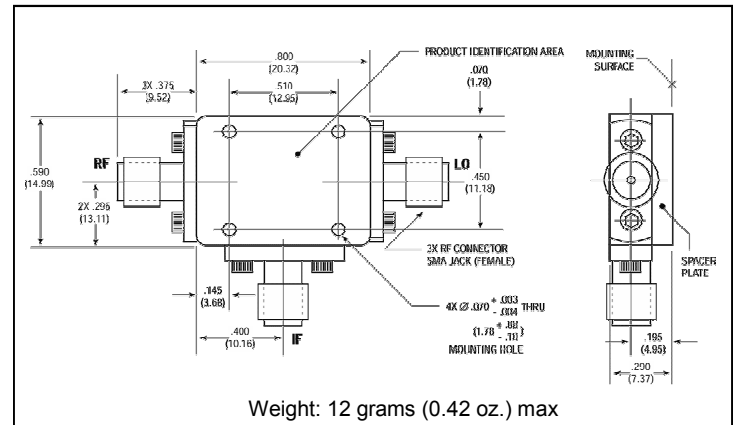
Absolute Maximum Ratings

Parameter	Absolute Maximum
Operating Temperature	-54°C to +100°C
Storage Temperature	-65°C to +100°C
Peak Input Power	+26 dBm max @ +25°C +22 dBm max @ +100°C
Peak Input Current	mA DC

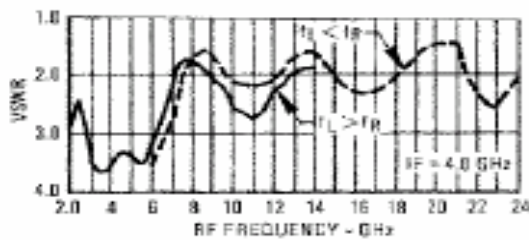
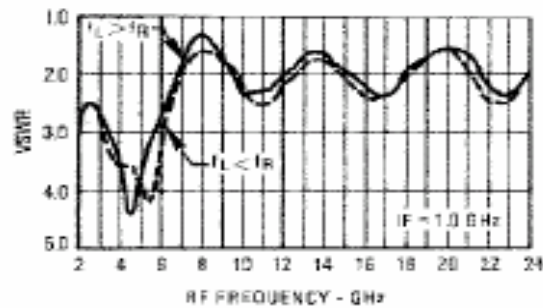
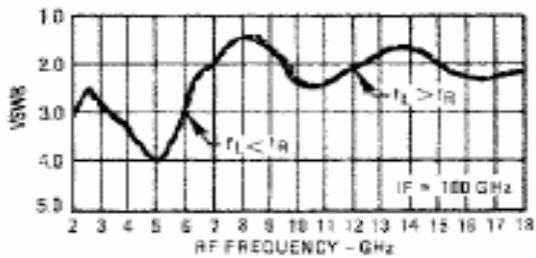
Outline Drawing: Versapac *



Outline Drawing: SMA Connectorized *



R-Port VSWR



* Dimensions are inches (millimeters) ±0.015 (0.38) unless otherwise specified.